

Starspots from time series analysis

Jyri Lehtinen

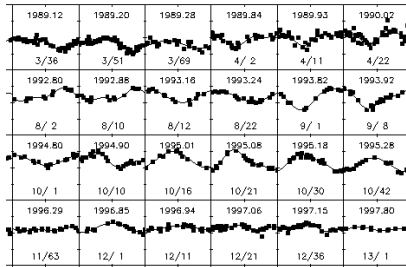
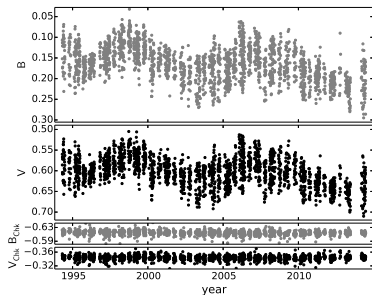
25 January 2016

Lightcurve modelling

- Starspots on a rotating star cause brightness modulation that can be modelled as a low order harmonic

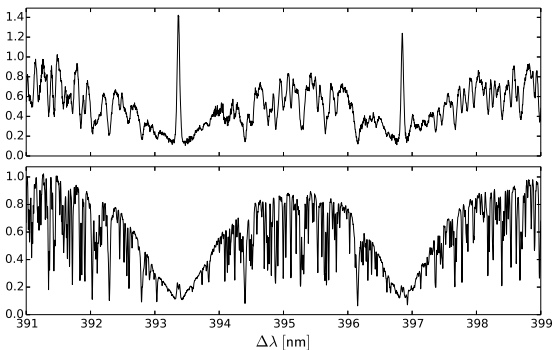
$$\hat{y}(t_i) = M + \sum_{k=1}^K [B_k \cos(k2\pi ft_i) + C_k \sin(k2\pi ft_i)]$$

- ⇒ Light curve mean M , amplitude A , period $P = f^{-1}$, and minimum phases ϕ_{min} in a given rotation frame.



Chromospheric emission

- Chromospheric activity can be observed spectroscopically ($H\alpha$, Ca II H&K etc.), typically through the R'_{HK} index.
- Allows both the quantification of the activity level and the monitoring of activity variations.



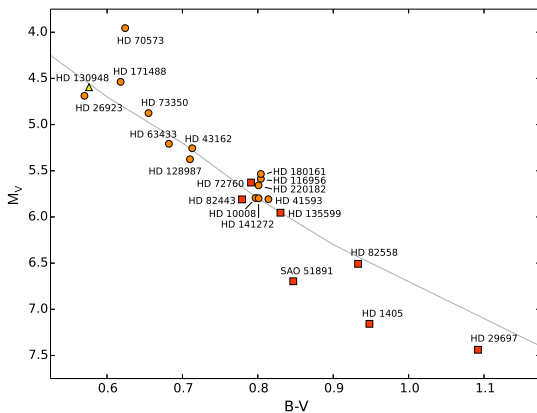
SAO 51891 & HD 26923

Observations

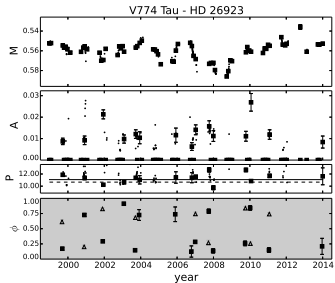
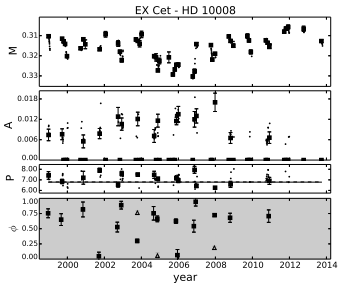
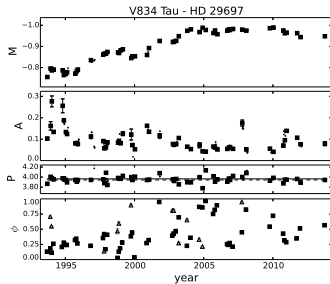
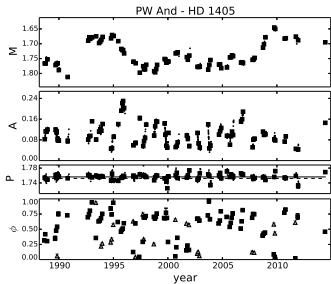
- T3 0.4 m Automated Photoelectric Telescope, Fairborn Observatory, AZ, USA
- Nordic Optical Telescope, 2.5 m, La Palma, Spain



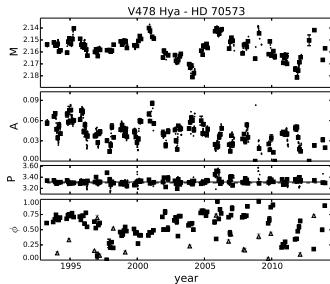
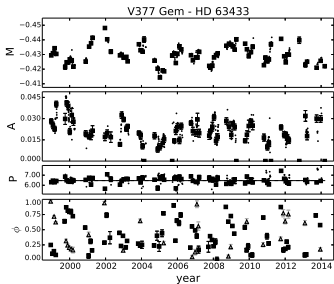
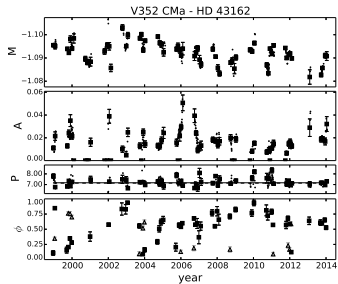
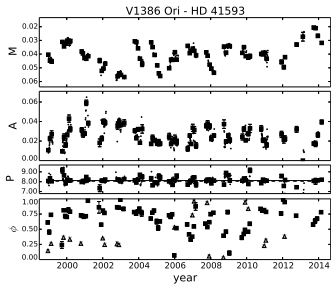
- 21 single F9 – K4 type main sequence stars with ages roughly between 5 Myr and 0.6 Gyr.
- Photometric record spanning 16 to 27 yr.



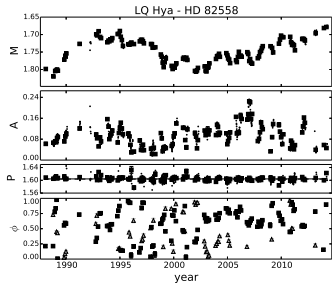
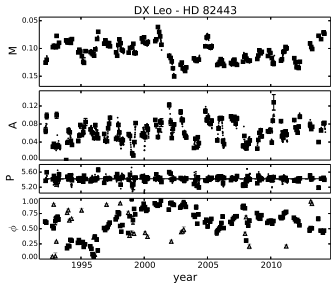
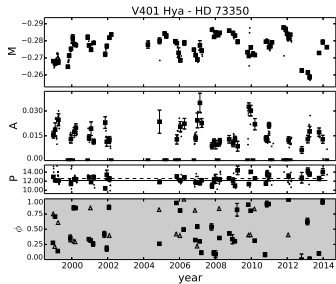
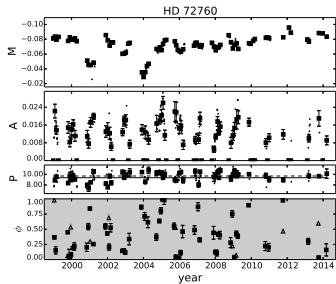
CPS results



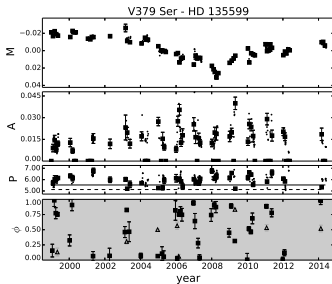
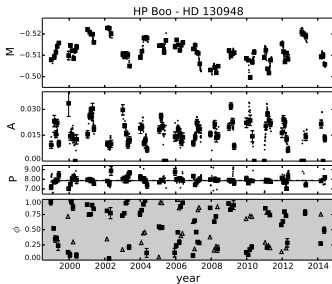
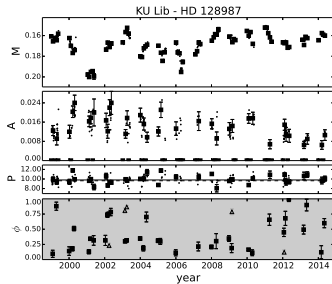
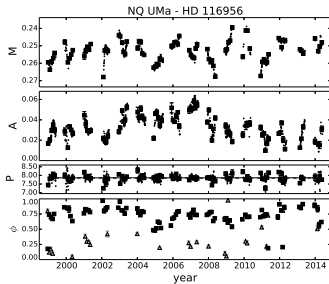
CPS results



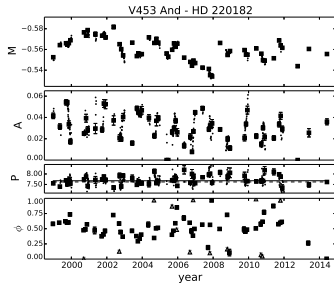
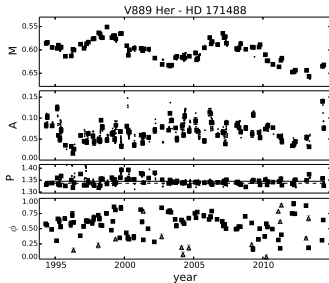
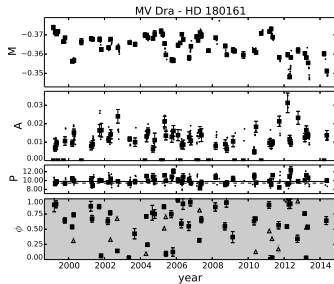
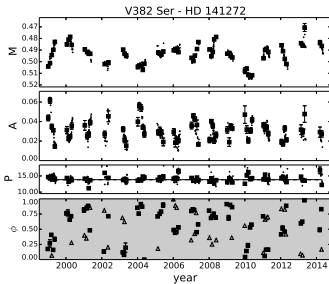
CPS results

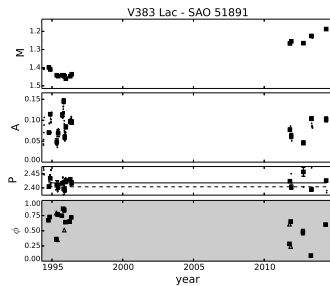


CPS results



CPS results





Issues to think about – Differential rotation

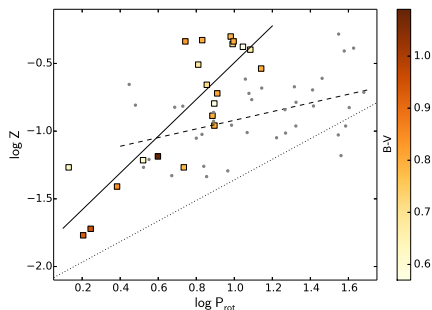
- We observe

$$Z = \frac{6 \text{Std}(P)}{P} \propto k = \frac{\Delta\Omega}{\Omega}$$

and get

$$k \propto P^\mu = P^{1.36},$$

$$\Delta\Omega \propto \Omega^\nu = \Omega^{-0.36}.$$

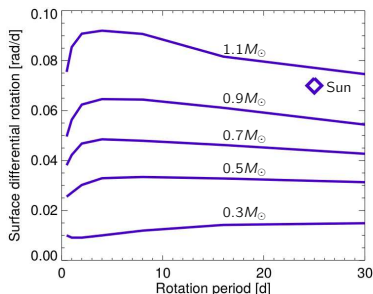


- How much does increased activity level on the fast rotators decouple the spots from the differential rotation?
- How can we get more certain values for μ and ν ?

Issues to think about – Differential rotation

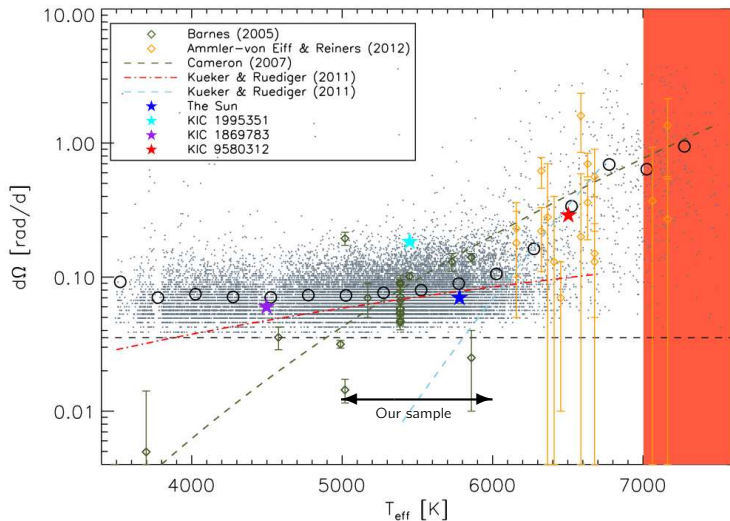
$$k \propto P^\mu$$
$$\Delta\Omega \propto \Omega^\nu$$

μ	ν	
0.76	0.24	Henry et al. (1995)
0.3	0.7	Donahue et al. (1996)
0.85	0.15	Barnes et al. (2005)
0.71	0.29	Reinhold & Gizon (2015)
1.36	-0.36	Lehtinen et al. (2016)



Küker & Rüdiger (2011)

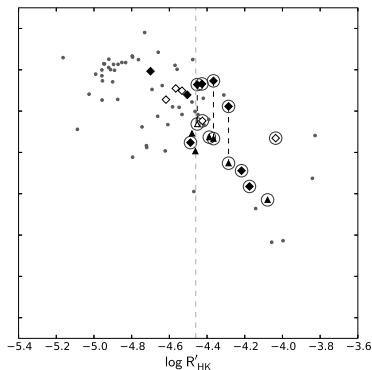
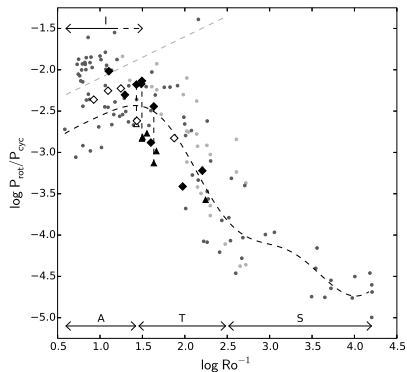
Issues to think about – Differential rotation



Reinhold et al. (2013)

Issues to think about – Activity cycles & active longitudes

- New structure seen in cycle length sequences.
- Sharp boundary at $\log R'_{\text{HK}} = -4.46$
limiting active longitudes to its more active side.



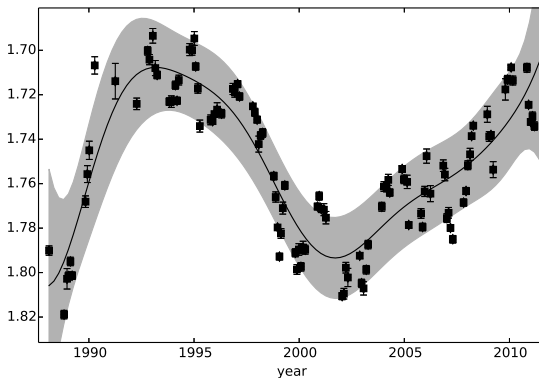
Issues to think about – Activity cycles & active longitudes

However:

- Currently cycles are searched using a sinusoidal model when the actual cycle profiles are more complex.
 - ▶ Not all cycles may be recovered.
- The detection limits for cycles and active longitudes also suffer from subjectivity.
 - ▶ Affects especially the cutoff limit between stars with and without active longitudes.

Issues to think about – Activity cycles

- A ~ 3 yr low amplitude cyclicity on LQ Hya which escapes the Lomb-Scargle period search.



- Modelling the cycle data as a Gaussian process could facilitate the finding of more elusive cycles by not assuming a strict model shape,

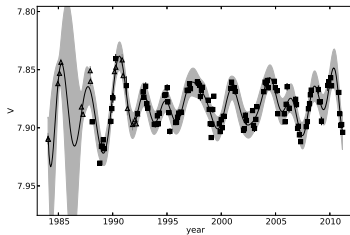
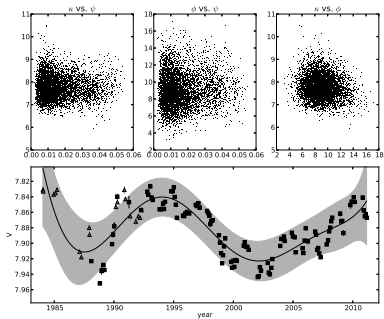
$$y(t) = f(t) + \epsilon, \quad \epsilon|\theta \sim \mathcal{N}[0, \Sigma(\theta)], \quad \Sigma(\psi, \kappa, \phi) = \psi I + \kappa K(\phi)$$

with periodic and non-periodic kernels of e.g.

$$K(\phi) = \cos [(t_i - t_j)/\phi], \quad K(\phi) = \exp [(t_i - t_j)^2/\phi]$$

- Rasmussen & Williams,
Gaussian Processes for Machine Learning
www.GaussianProcess.org/gpml

Issues to think about – Activity cycles



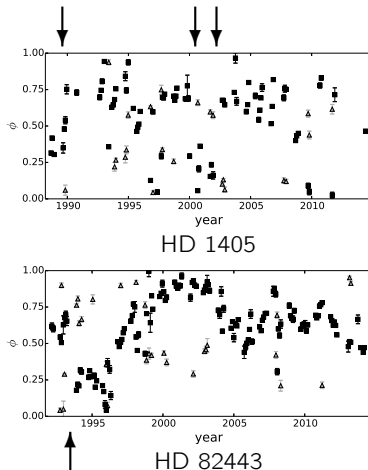
- The variable fit may be checked against a constant model with the Bayesian Information Criterion,

$$BIC = 2n \ln \sigma_{\epsilon}^2 + N_{\theta} \ln n$$

- Data accuracy has to be taken correctly into account to separate variability from non-variability.

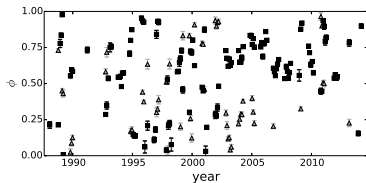
Issues to think about – Active longitudes

- Do we need more robust definitions for what we mean by active longitudes and flip-flops?
- Both appear more common when you look at the data more closely.

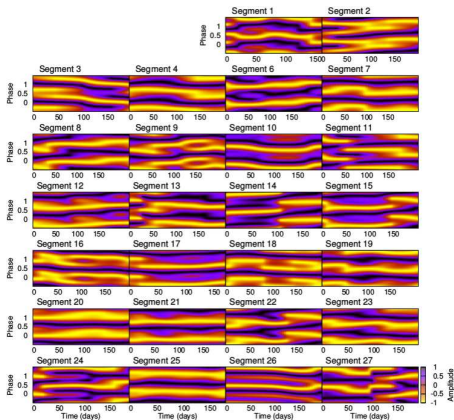


Issues to think about – Active longitudes

Two views on the active longitudes and flip-flops on LQ Hya



Lehtinen et al., (2016)



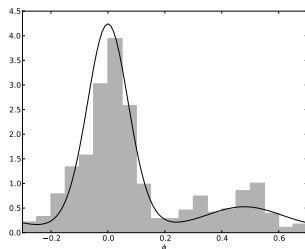
Olsper et al., (2015)

Issues to think about – Active longitudes

- More self consistent solution by modelling the phase distribution by von Mises distributions

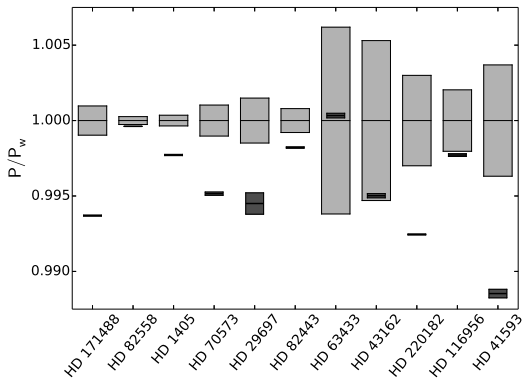
$$vM(\phi|\mu, \kappa) = \frac{\exp[\kappa \cos(\phi - \mu)]}{2\pi I_0(\kappa)}$$

- Comparison with an even distribution may require Reversible Jump MCMC.
- Possibility for change point models
(detection of flip-flops, active longitudes disappearing etc.)



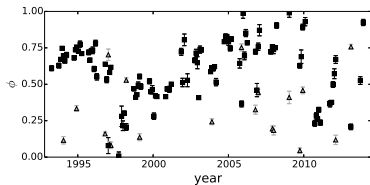
Issues to think about – Active longitudes

- Active longitude periods are systematically below photometric rotation periods.
- May indicate an azimuthal dynamo wave.



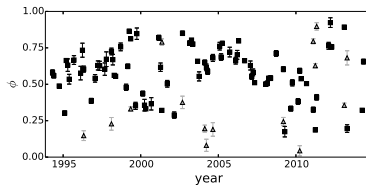
Issues to think about – Active longitudes

HD 70573

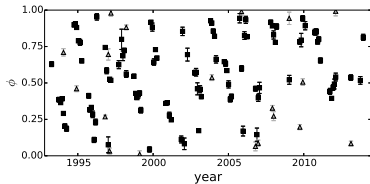


$$P_{\text{al}} = 3.2982 \text{ d}$$

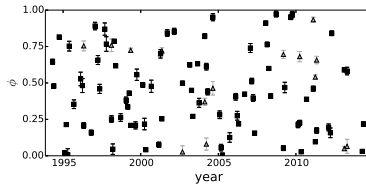
HD 171488



$$P_{\text{al}} = 1.33692 \text{ d}$$



$$P_{\text{rot}} = 3.3143 \text{ d}$$



$$P_{\text{rot}} = 1.3454 \text{ d}$$